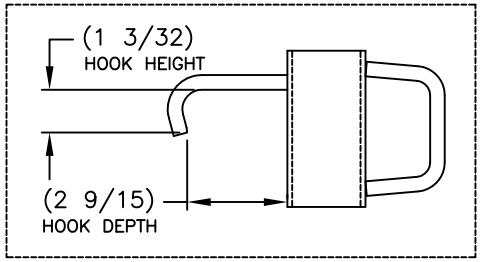
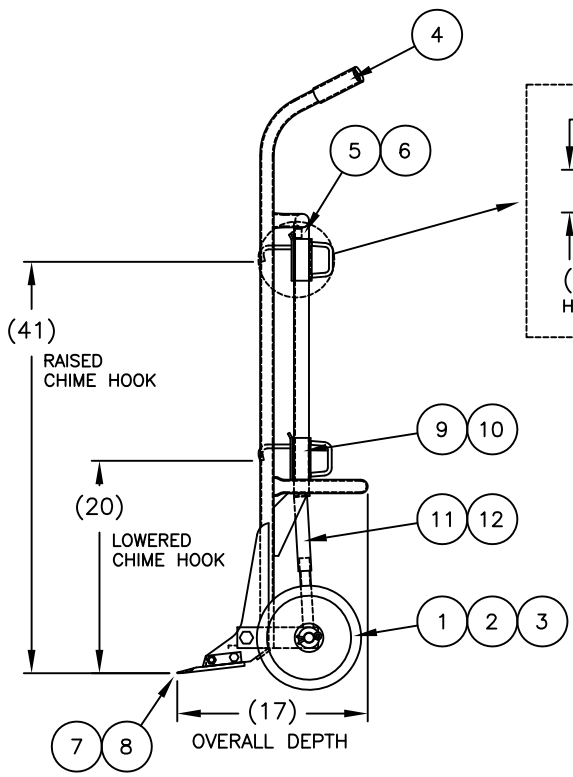
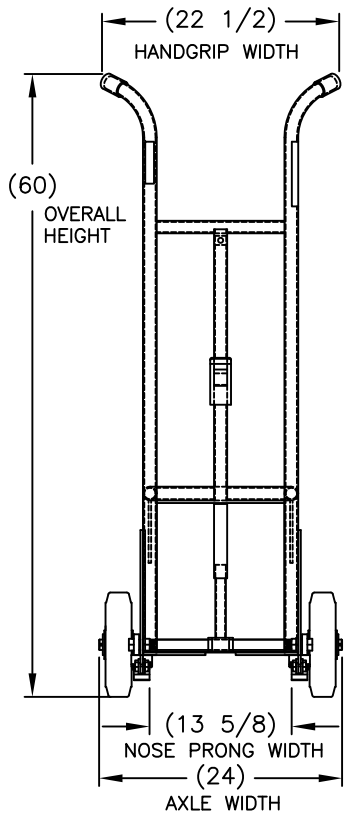


240004

P/N 240004
 Model: 20BTW
 Capacity: 1,000 lbs
 Weight: 59 lbs
 Wheel: 10" x 2-1/4" Polyolefin

REPLACEMENT PARTS LIST

1	150691	WHEEL: 10 X 2-1/4" poly	2
2	108208	WASHER: FLAT 1" SAE	4
3	108218	COTTER PIN 3/16 X 1.5"	2
4	108433	HANDGRIP: YELLOW 1-1/4"	2
5	105312	BALL PLUNGER	1
6	150018	RETAINER: TOOTHLESS	1
7	240060	SET: NOSE PRONG	1
8	051355	SET: HARDWARE, NOSEPRONG	1
9	108443	AXLE SPRING (20BT)	1
10	051346	UPPER SPRING HOUSING	1
11	051347	ASS'Y: FLOATING AXLE	1
12	051356	SET: HARDWARE, AXLE	1
13	-	BOX	



DRUM TRUCK Features:

- Industrial strength heavy duty 1" structural pipe frames.
- All joints double welded.
- High quality cast iron center moldon rubber wheel with 1" (ID) roller bearings.
- Polyolefin wheel is cost competitive and resistant to most environments that may damage rubber wheels.
- All trucks can be stored standing upright.
- Engineered to handle 55 gallon steel drum.
- capacity: 1,000 lbs.

20BT/20BTW DELUXE Features:

- An industry standard.
- Floating axle reduces effort required to break over and balance load.
- Easiest drum truck for one person to use.
- Chime hook can be stored at the top of the frame for easy use.
- Replaceable hard faced double beveled nose prongs.
- Self-standing
- With wheels resting on floor 20" to center of lowered chime hook.

PRINT ISSUED

NOV. 10, 2006

WESCO MANUFACTURING
ENGINEERING DEPARTMENT

RWS
 10-22-12
 H UPDATED
 REV.

APP
 REVISIONS
 EON & DATE

WESCO INDUSTRIAL PRODUCTS INC.
 LANSDALE PENNA. 19446

PART NAME: **20BTW DRUM TRUCKS**
 DRAWN: LDU 8-9-00
 CHECKED:
 APP. ENGR.
 SCALE: 1" = 12"

TOLERANCE UNLESS OTHERWISE SPECIFIED
 FRACTION 3 PLACE DECIMAL 2 PLACE DECIMAL
 ± 1/64 ± .005 ± .01

ANGULAR ± 1-1/2° SHEET 1 OF 1
 BREAK ALL SHARP EDGES AND REMOVE ALL BURRS

B-240004 REV H