

Order Code	Description
<input checked="" type="checkbox"/> DPMIR1	PosiTector Standard with DPM IR Probe
<input type="checkbox"/> DPMIR3	PosiTector Advanced with DPM IR Probe

PosiTector® <i>DPM</i> Dew Point Meter	Compare PosiTector Gage Bodies	
Features	Standard	Advanced
Auto Log mode runs unattended on batteries for up to 50 hours or continuously via USB	●	
Enhanced Auto Log mode turns the gage off between readings for up to 8 months of battery life. Each reading can be uploaded to PosiSoft.net or an FTP server using WiFi. Automatically group readings into batches at daily, weekly, or monthly intervals		●
User defined limits for all parameters—visible and audible warnings. Send email alerts when connected to WiFi.		●
Two year warranty on body AND probe	●	●
Reading Storage Capacity	250 datasets per probe	100,000 datasets in up to 1,000 batches
Onscreen Batch Annotation — Add notes, change batch names and more with built-in QWERTY keyboard		●
Store thickness, profile, environmental and wall thickness measurements in individual batches		●
Wet bulb temperature can be displayed and recorded		●
Trend Charts graph readings in real-time		●
Connection Options		
Sealed USB port for fast, simple connection to a PC and to supply continuous power. USB cable included.	●	●
<b>Bluetooth 4.0 technology</b> for data transfer to a mobile device running the PosiTector App or optional portable printer. <b>BLE API</b> available for integration into third-party software.		●
WiFi technology wirelessly synchronizes with PosiSoft.net and downloads software updates		●



PosiTector DPMIR1



PosiTector DPM IR includes an infrared surface temperature probe

Removeable Integral Probe	Probe Model DPM	
	Surface Temperature	✓
	Air Temperature	✓
	Wet Bulb Temperature*	—
	Relative Temperature	✓
	Dew Point Temperature	✓
	Surface Temperature minus Dew Point Temperature	✓
	Wind Speed	—

\*Wet Bulb Temperature displayed/recorded on PosiTector Advanced (3) models only

PosiTector DPM IR Probe measures and records climatic conditions including: Relative humidity, air temperature, surface temperature, dew point temperature and difference between surface and dew point temperatures - plus an infrared surface temperature probe.

# DeFelsko<sup>®</sup>

## Inspection Instruments

### All Gages Feature...

#### Simple

- All readings are constantly updated and displayed simultaneously
- No need to consult complex tables or use a slide rule calculator
- Alarms indicate when climate conditions are unsuitable for painting
- RESET feature instantly restores factory settings

#### Durable

- Solvent, acid, oil, water and dust resistant — weatherproof
- Shock-absorbing, protective rubber holster with belt clip
- Two year warranty on gage body AND probe

#### Accurate

- Fast response precision sensors provide accurate, repeatable readings
- SmartTrend™ Indicators identify rising, falling or stable readings
- Certificate of Calibration included showing traceability to NIST (Long Form)
- Conforms to national and international standards including ISO and ASTM

#### Versatile

- High Contrast LCD with backlit display
- Auto Log mode records environmental parameters at user selected time intervals
- Celsius/Fahrenheit switchable
- Selectable display languages
- Flip display enables right-side-up viewing
- Uses alkaline or rechargeable batteries (built-in charger)

#### Powerful

- Hold function freezes the display allowing measurements to be manually recorded
- Screen Capture — save screen images for record keeping and review
- Sealed USB port for fast, simple connection to a PC and to supply continuous power. USB cable included.
- Software updates via web keep your gage current
- Every stored measurement is date and time stamped
- Software Solutions for viewing, analyzing & reporting data. See page 3 for a complete overview of these options.

Order Code	Description
<input checked="" type="checkbox"/> DPMIR1	PosiTector Standard with DPM IR Probe
<input type="checkbox"/> DPMIR3	PosiTector Advanced with DPM IR Probe

Specifications	Range	Accuracy	Resolution
Surface Temperature	-40° to 80° C	± 0.5° C	0.1° C
	80° to 190° C	± 1.5° C	
	-40° to 175° F	± 1° F	0.1° F
	175° to 375° F	± 3° F	
Infrared Surface Temperature*	-70° to 380° C	± 1° C + (0.01° C/°C)**	0.1° C
	-94° to 716° F	± 2° F + (0.01° F/°F)**	0.1° F
Air Temperature	-40° to 80° C	± 0.5° C	0.1° C
	-40° to 175° F	± 1° F	0.1° F
Humidity	0 to 100%	± 3%	0.1%
Wind Speed†	0 to 20 m/s	± 3% Full Scale	0.1 m/s
	0 to 44 mph		0.1 mph
Dew Point	-60° to 80° C	± 3° C‡	0.1° C
	-76° to 175° F	± 5.4° F‡	0.1° F

\* DPM IR models only

\*\* At = 23° C ambient

† DPM A models only

‡ Dependent on RH. See [www.defelsko.com/TdAccuracy](http://www.defelsko.com/TdAccuracy) for more information.

PosiTector DPM IR Specifications	
Distance to Spot Ratio (D:S)	4:1
Emissivity	Adjustable
Response Time	<500 μs (95% response)
Spectral Response	5.5 - 14 μm



**Comes complete** with PosiTector gage body, DPM probe, environmental sensors, protective rubber holster with belt clip, wrist strap, 3 AAA batteries, instructions, nylon carrying case with shoulder strap (DPM/DPMA/DPMD), hard shell carrying case (DPMS), protective lens shield, Long Form Certificate of Calibration traceable to NIST, USB cable, two (2) year warranty

**SIZE:** 159 x 31 x 31 mm (6.25" x 2.4" x 1.2")

**BODY WEIGHT:** 150 g (5.3 oz.) without batteries

**CONFORMS TO:** ISO 8502-4, BS 7079-B4, ASTM D3276, IMO PSPC, SSPC-PA7 and US Navy NSI 009-32.

©DeFelsko Corporation USA 2018. All Rights Reserved. Technical Data subject to change without notice. • PDPMIR1.v.LW/W1802

# PosiSoft® Suite of Software

Four FREE and unique ways to view and report your PosiTector and PosiTest data

## PosiSoft Desktop — PC/Mac

Powerful desktop software for downloading, viewing, printing and archiving measurement data. No internet connection required.

- Import readings directly from the gage via USB or from legacy PosiSoft desktop versions
- Synchronize measurement data including readings, notes and pictures to and from PosiSoft.net
- Import/Export Templates and Jobs to share with other users
- **NEW** Import PDF forms and overlay **Custom Fields** for automatic population of inspection and measurement data
- Report preview automatically refreshes as changes are made



## PosiSoft.net — Web-based

A web-based application offering secure centralized management of readings. Access your data from any web-connected device.

- Synchronize data when connected via USB or WiFi
- Synchronize measurement data including readings, notes and pictures with PosiSoft Desktop and PosiTector App
- Securely store measurement data in the cloud and share with authorized users via a secure login



Jobs Batches Readings

## PosiTector App — Mobile

Mobile app connects PosiTector Advanced instruments, the PosiTector SmartLink and the PosiTest AT-A to your *iOS* or *Android* smart device.

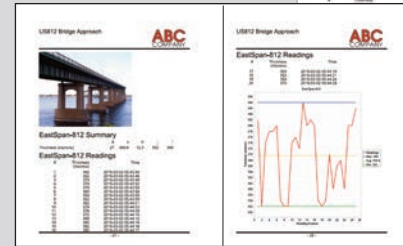

- Auto pairing Bluetooth BLE connection
- Automatically generate user-formatted reports and share via email, text, cloud storage services like Dropbox, and more
- Export readings to PosiSoft Desktop or synchronize readings to and from PosiSoft.net for further reporting and archival options



## PosiSoft Custom PDF Report Generator

Easily create reports from your measurement data in seconds.

featured on  
PosiSoft Desktop  
PosiSoft.net  
PosiTector App

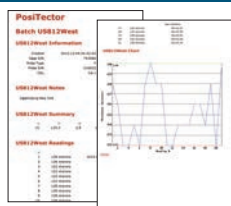


- Include inspection information such as on-site pictures, screen captures, notes and more to communicate important details
- Create and save multiple custom layouts as templates – insert cover pages, add logos/images, and select font and point size
- Select the information to include for each product type – charts, histograms, readings, time stamps and more
- Compile multi-batch reports from one or more probes and instrument types
- Export readings as comma separated value (.CSV) files which can easily be imported into Excel and other supporting applications



**Jobs** feature consolidates batches into groups to keep measurement data organized and to quickly create multi-batch reports (not available on PosiTector App)

## PosiSoft USB Drive — Gage Based



A simple gage interface to retrieve data in a manner similar to USB flash drives, cameras, or digital audio players. No software to install or internet connection required.

- View and print readings and graphs using universal PC/Mac web browsers and file explorers
- Measurement data can be printed quickly from a formatted HTML report or exported in .CSV format for further analysis in spreadsheets
- Simple file management - Copy and paste measurement data from the PosiTector to a local folder on your computer, network folder or cloud drive
- Access stored screen captures (snapshots) of the PosiTector display