

ReLock Vise System Overview

ACCUSNAP/QUICKCHANGE PARALLELS

AccuSnap and QuickChange Parallels are designed for a multitude of setup variations when you need to position a workpiece between hardened jaws. AccuSnap parallels snap in and out of the AccuSnap Master Jaws in seconds. QuickChange parallels slide into position via a dovetail slot & gib.

ACCUSNAP/QUICKCHANGE MACHINABLE FIXTURE JAWS

AccuSnap and QuickChange Machinable Fixture Jaws can be customized quickly to fixture a wide array of workpieces. The jaws snap or slide in and out of the master jaws in seconds. Available in either aluminum or pre-hardened steel.

SNAPLOCK CARRIER JAWS

SnapLock Carrier Jaws allow mounting of AccuSnap and QuickChange Master Jaws by using an industry standard bolt size and pattern. Carrier jaws snap on or off the SnapLock knuckles in seconds.

SINGLE STATION CONVERSION PLATE

The Single Station Conversion Plate quickly converts the ReLock from double station to single station vise for larger workpieces.

UNIVERSAL WORKSTOP

The Universal Workstop easily mounts to the side of the ReLock in numerous positions. Optional extension is available for larger workpieces.

ACCUSNAP MODULAR WORKSTOPS

AccuSnap Modular Workstops quickly mount to parallels in many different positions. As many as three stops can be mounted to a single parallel to accommodate multi-piece setups.

ACCUSNAP WORKSTOP PRESETTING GAUGE

The AccuSnap Workstop Presetting Gauge, in combination with a standard micrometer, allows you to precisely preset your modular workstop positions in relation to the X, Y, and Z machine datums.

ACCUSNAP/QUICKCHANGE MASTER JAWS

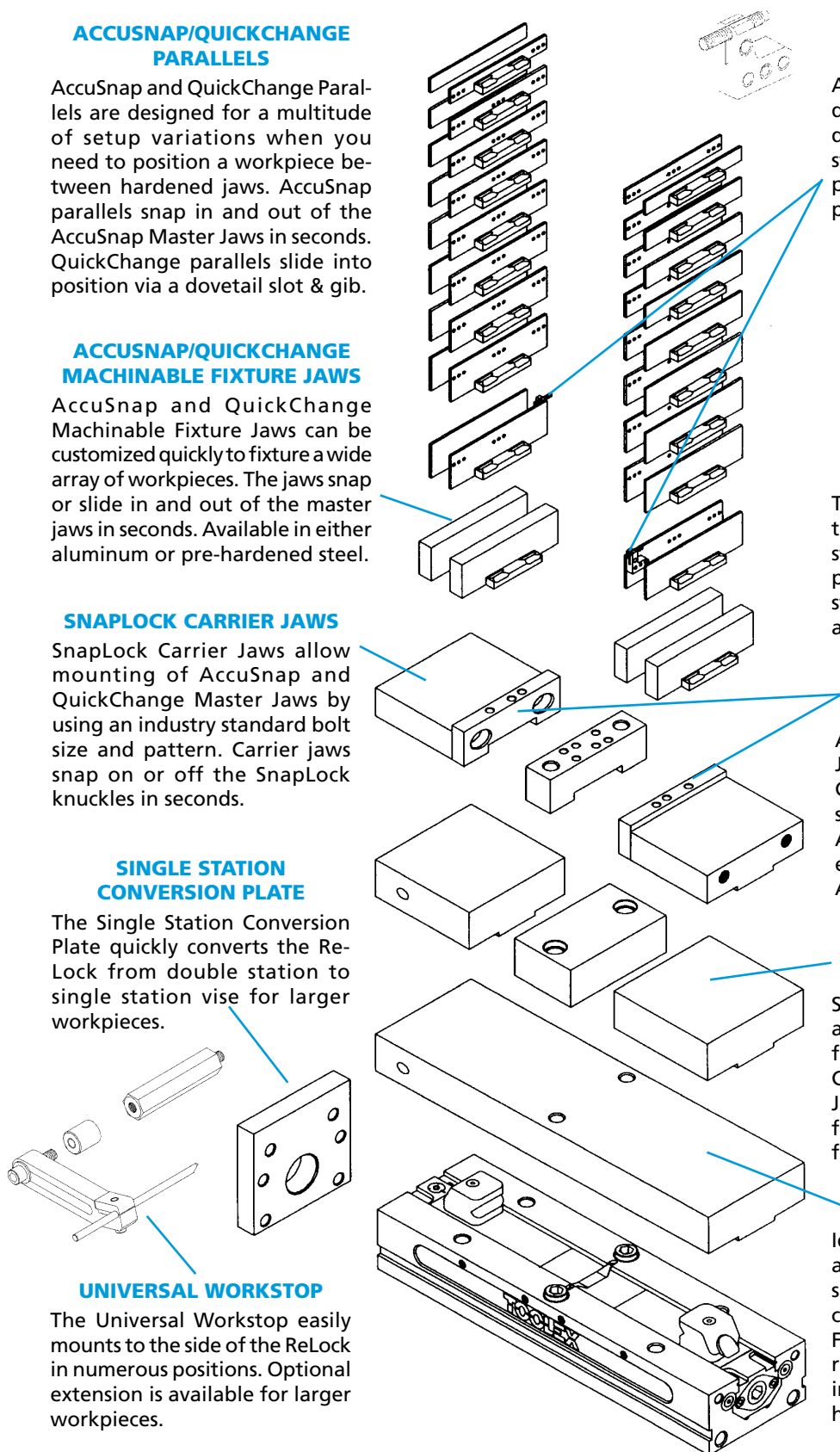
AccuSnap and QuickChange Master Jaws easily mount to the SnapLock Carrier Jaws by using an industry standard bolt size and pattern. AccuSnap master jaws patented locking receptacle accepts all AccuSnap accessories in seconds.

SNAPLOCK REVERSIBLE MACHINABLE FIXTURE JAWS

SnapLock Machinable Fixture Jaws are the most versatile method of fixturing on the ReLock System. Customizing options are endless. Jaws can be machined on two faces for additional set-up. Manufactured from high quality aluminum.

SNAPLOCK FIXTURE PLATE

Ideal for a wide variety of fixturing applications, such as holding many small parts or parts with difficult clamping or locating requirements. Fixture Plates can be attached or removed in seconds and are offered in two widths. Manufactured from high quality aluminum.



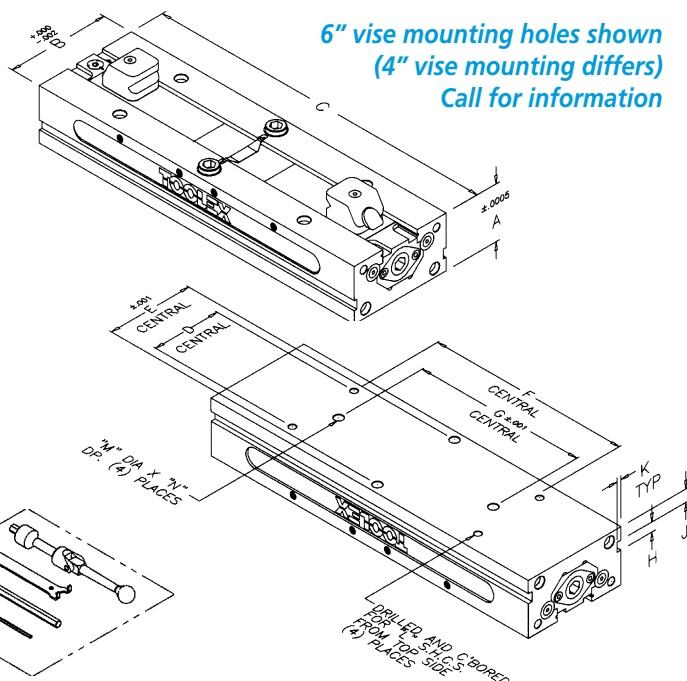
ReLock Double Station Vise



**Starter packages
available on
page 172.**

Specifications

Vise Size	Net Weight	Clamping Pressure
4"	33 lbs.	0 to 6,000 lbs.
6"	68 lbs.	0 to 12,000 lbs.
8"	110 lbs.	0 to 16,000 lbs.



Vise Size	Part Number	A	B	C	D	E	F	G	H	J	K	L	M	N
4"	RWS4002	2.500	4.000	16.000	3.000	3.000	9.000	10.000	.375	.500	.190	5/16-18	.501	.560
6"	RWS6002	3.250	6.000	20.500	4.000	5.000	12.000	10.000	.562	.750	.250	3/8-16	.501	.630
8"	RWS8002	4.000	8.000	28.500	6.000	6.000	16.000	14.000	.625	.750	.312	1/2-13	.751	.900


Replacement parts available on pages 196-197.

Jaws not included

Bodies manufactured from 80,000 PSI ductile cast iron • Ways flame hardened to 40 R/C maximum

ReLock Double Station Vise with Machinable Soft Jaws

- Vise specifications and jaw capacities shown on above and on page 167.
- Includes handle and tool kit (pry wrench and hex wrenches).
- See page 173-175 for SnapLock machinable fixture jaw specifications.



*Package includes
Double Station Vise
and 3-piece
Machinable Soft
Jaw Set*

Vise Size	Package Number	Package Contents
4"	RWS4002SJ	1-RWS4002 1-SSJ4000
6"	RWS6002SJ	1-RWS6002 1-SSJ6000
8"	RWS8002SJ	1-RWS8002 1-SSJ8000

ReLock Double Station Vise with Hard Jaws

- Vise specifications and jaw capacities shown above and on page 167.
- Includes handle and tool kit (pry wrench and hex wrenches).
- Outside carrier jaws manufactured from high quality aluminum material (page 176).
- Standard hard jaw specifications are on page 190.



*Package includes
Double Station Vise,
two Carrier Jaws and
3-piece Standard
Hard Jaw Set*

Vise Size	Package Number	Package Contents
4"	RWS4002HJ	1-RWS4002 1-SCJ4000 1-SHJ4035
6"	RWS6002HJ	1-RWS6002 1-SCJ6000 1-SHJ6035
8"	RWS8002HJ	1-RWS8002 1-SCJ8000 1-SHJ8035